

america|letter

AUTUMN 2018 | A BENEFIT OF MEMBERSHIP IN THE MUSEUM OF DANISH AMERICA




“For everyday, I work intensively with light and shadow when I photograph people. In this project I use these experiences, and in addition, I really zoom in on how the scissors work with the paper. And strangely, the Paper Characters appear almost alive when viewed so close and in the right mix of light and shadow.” – Karen Relster

INSIDE

Rock, paper, scissors

contents



08
A LABYRINTH OF
PAPER TRADITION

14
ORGANIC
MATERIALS

16
NEW
EXHIBITS



20
A MOBILE
HISTORY



04	Director's Corner	16	Exhibits	25	New Members and Old Friends
06	Meeting in Minnesota	19	Events Calendar	30	New Interns
08	Across Oceans, Across Time, Across Generations	20	A Danish American Tradition	31	Hindbærnsnitter Recipe
14	Collection Connection	21	Genealogy Center News		



ON THE COVER

Karen Relster of Odense, Denmark, is a passionate black and white portrait photographer, working with honest expressions and simple lines in light and shadows. Read more about her collaboration with *papirklip* artist Clausen on page 17.

America Letter
Autumn 2018, No. 2

Published three times annually by the Museum of Danish America
2212 Washington Street, Elk Horn, Iowa 51531
712.764.7001, 800.759.9192, Fax 712.764.7002
danishmuseum.org | info@danishmuseum.org

staff & interns

Executive Director

Rasmus Thøgersen, M.L.I.S.
E: rasmus.thoegersen

Administrative Manager

Terri Johnson
E: terri.johnson

Development Manager

Deb Christensen Larsen
E: deb.larsen

**Communications Specialist,
America Letter Editor**

Nicky Christensen
E: nicky.christensen

Accounting Manager

Jennifer Winters
E: jennifer.winters

Building & Grounds Manager

Tim Fredericksen
E: tim.fredericksen

**Albert Ravenholt Curator of
Danish-American Culture**

Tova Brandt, M.A.
E: tova.brandt

**Curator of Collections
& Registrar**

Angela Stanford, M.A.
E: angela.stanford

Archival Collections Manager

Cheyenne Jansdatter, M.L.I.S.
E: cjansdatter

Design Store Manager

Nan Dreher
E: nan.dreher

Administrative Assistant

Terri Amaral
E: terri.amaral

Genealogy Center Manager

Kara McKeever, M.F.A.
E: kara.mckeever

Genealogy Assistant

Wanda Sornson, M.S.
E: wanda.sornson

Executive Director Emeritus

John Mark Nielsen, Ph.D.
E: johnmark.nielsen

WEEKEND STAFF

Rochelle Bruns
Beth Rasmussen
Rodger Rasmussen

Interns

Katie Thompson
Christine Jensen
Camilla Stagis

WHY “AMERICA LETTER?”

Letters that were written by immigrants to family and friends back in Denmark are called “America letters” by historians. These letters are often given credit for influencing people to come to America, because they were full of details of how good life was here. We call our magazine *America Letter* because we also want to tell the good news about the museum and encourage people to join us!

To Contact Staff Use the prefix for the staff member shown after E:, followed by @danishmuseum.org.

director's corner

This fall we will feature the exhibit “Denmark October 1943: Occupation and Resistance” in Elk Horn. The early October opening coincides perfectly with the 75th anniversary of the boatlift – when Jews, facing deportation from Denmark to an uncertain fate in the camps in Germany and Poland, were sailed across the strait of Øresund to safety in Sweden. The rescue of the Danish Jews is a powerful and proud story for all Danes and marks a turning point in the relationship between the occupying forces and the Danish population.

Thanks to the research done on the socioeconomic and historic context, we now understand the rise of National Socialism in Germany. How easy it was. Equally frightening, the horrors of the war are also easy to forget. In a recent survey, the Conference on Jewish Material Claims Against Germany found that 22% of millennials in the U.S. either haven't heard of, or are unsure of whether they have heard of, the Holocaust. Part of what we do as a museum is to serve as the collective memory and as a reminder of key stories and lessons from our history. As such, an exhibit commemorating this important event is extremely relevant and will continue to be relevant in 10 years, 25 years, and beyond.

This summer I had the privilege of meeting Professor Leo Goldberger, a Danish-American survivor of the boatlift. He attended the celebration of the Danish Constitution Day at the Danish Home at Croton-on-Hudson, NY, where the posters forming the backbone of the exhibit were on display. It was so moving to hear a first-person account of his experiences and the gratitude he expressed for the Danish people.

Celebrating the Danish Constitution Day on June 5 was special for me for another reason this year. U.S. Constitution Day is celebrated on September 17, and it doubles as Citizenship Day. On the morning of May 17, I had my final interview with U.S. Citizenship and Immigration Services (USCIS) at the Homeland Security office in Omaha and was sworn in, along with 35 other new Americans, that same afternoon. With Denmark changing the rules for dual citizenship in September of 2015, and me being eligible for naturalization, becoming a U.S. citizen seemed like the next natural step in my Danish American experience.

When achieving citizenship, they ask you to bring your Green Card, and you must hand it over to the officials before you can participate in the naturalization ceremony. It felt strange to give up this card – this tiny piece of plastic I have kept in my wallet since I got the legal ‘ok’ to live and work here four years ago. The man sitting next to me at the ceremony kept expressing his concerns about having to give his up. He asked me how we were supposed to travel without it.

“Americans don't have green cards. Get a passport like everyone else,” I said.

Being in the room with multiple nationalities, all of us pledging the Oath of Allegiance, united us in that moment. Immigrants from diverse countries with diverse stories now sharing a common nationality. Hearing the *Star-Spangled Banner* for the first time as a U.S. citizen was a special moment, connecting me not just to my peers in the room, but also to the wider story of immigration to America.



By
Rasmus
Thøgersen

The staff at the museum recently had the pleasure of attending a showing of *Hamilton* in Des Moines. It was an overwhelming experience on many levels and particularly relevant for us, considering our daily work with heritage. Alexander Hamilton's life is the story of an immigrant who came from nothing, simultaneously embodying and creating what has become our idea of the American Dream. We don't all end up with our portraits on ten-dollar bills, but each immigrant to America takes part in the ongoing creation of this great country.

My own Danish background means that I often get asked for advice about travelling in Denmark. My general travel advice typically goes: *Don't rent a car in Copenhagen. The Little Mermaid is... little, so adjust your expectations accordingly. Go in summer, but don't get your hopes up for perfect weather. Most people will speak English, so don't worry about getting lost or asking for help.* I want to add that, if you are planning that once-in-a-lifetime journey back to Denmark to discover your roots, try to time your trip to visit Rebild National Park during their July 4th celebrations. I attended the event for the first time this summer and came away thoroughly impressed. It is the largest celebration of American independence anywhere outside of the U.S., and they do a wonderful job organizing it. I would also encourage you to join your local Rebild chapter, either in Denmark or the US; it

is a guaranteed good time and a worthwhile celebration of the longstanding friendship between our two countries.

I want to thank all of you who answered our survey this spring. We are not quite ready to share the results of our big community assessment program yet, but the sheer number of people who took the time to provide us with feedback is a testament to the dedication to our museum. On a similar note, I want to express my gratitude to those of you who responded so generously to our summer appeal. We rely on your donations to continue the important work we do, and your support reaffirms that you find us relevant.

Recently, someone left this comment on our social media: "Awesome museum in the middle of nowhere." The Danish Villages of Elk Horn and Kimballton definitely aren't 'nowhere', but the fact is that a lot of you rarely get the chance to visit and to see everything we are doing firsthand. Though this may be the case, we hope you continue to engage with us from afar – through reading this *America Letter*, following us on Facebook, or subscribing to our email newsletter – and continue to help shape our Danish-American story.



New citizen All new citizens receive a U.S. flag from USCIS, and I was happy to donate mine to the museum (after we had taken the mandatory pictures, of course).

board of directors meet in minnesota

JUNE 14 – 16, 2018

The annual June board meeting was held at Danebod in Tyler, MN, June 14 – 16. Many of our members and readers are familiar with the Danebod complex and its rich history, but the museum had never held a board meeting there.

The public was invited to a screening of the documentary “Finding Hygge” at the Danebod Lutheran Church, and we also hosted a picnic supper – both events were well attended. On behalf of the board members and staff, *Mange Tak* to Ricke Bly, Margie Bornhoft and the “church basement ladies” for their hard work in preparing some of the most delicious food we have had at any of our events!

Also a big thanks to Karen Tinklenberg, Folk School Coordinator, who made sure we had everything we needed to make our stay at Danebod a comfortable and memorable one.

Always on the agenda at the June meeting is the election of new board members, who assume their duties at the annual October meeting. It’s quite unusual, but we’ll have seven board members ‘retiring’ in October – affectionately known as “The Magnificent Seven.” Dorothy Stadvold Feisel was unable to attend the June meeting, but in an email sent shortly thereafter she wrote, “I have just read the bios of our new board members, and I’m totally in awe! I’m proud to be one of the **Magnificent Seven**, and feel assured that the **Seven Wonders** will help make the Museum even more special than it is now. I regret that I won’t be aboard to work with these outstanding new recruits, and will always be grateful that I’m a part of the Museum Family.”

Introducing our newest members of the board of directors: Carol Bassoni (Gilroy, CA), Bruce Bro (Phoenix, AZ), Connie Hanson (Glendora, CA), Gerry Henningsen (Monument, CO), Lars Matthiesen (Edmonds, WA), Toni McLeod (Mesa, AZ), Pete West (Denver, CO).

Welcome and thank you!

BOARD MEMBERS

Tim Burchill, Jamestown, ND –
President
Beth Bro Roof, Cedar Rapids, IA –
Vice President
Carolyn Larson, St. Paul, MN –
Secretary
Karen Suhomel, West Branch, IA –
Treasurer
Cindy Larsen Adams, Littleton, CO
Bente Ellis, San Jose, CA
David Esbeck, San Diego, CA
Dorothy Stadvold Feisel,
Chestertown, MD
Peder Hansen, Omaha, NE
David Hendee, Northfield, MN
Glenn Henriksen, Armstrong, IA
Honorary Consul Anna Thomsen
Holliday, Houston, TX
Marnie Jensen, Nebraska City, NE
Garey Knudsen, Hutchinson, MN
Merlyn Knudsen, Elk Horn, IA
Craig Molgaard, Little Rock, AR
Dagmar Muthamia, Long Beach, CA
Honorary Consul Karen Nielsen,
Overland Park, KS
Eric Olesen, Racine, WI
Randy Ruggaard, Hudson, OH
Anders Sand, Kansas City, MO
Ole Sønnichsen, Bjert, Denmark
Carl Steffensen, Houston, TX
Linda Steffensen, Hoffman Estates, IL
Carol Svendsen, Denver, CO
Ex-Officio
Dennis Larson, Decorah, IA
Kai Nyby, LaPorte, IN
Marc Petersen, Omaha, NE
Mark Frederiksen, Peyton, CO
Nils Jensen, Portland, OR
Vern Hunter, Fargo, ND



By
**Terri
Johnson**

If you would like to learn more about becoming a member of the board of directors, please contact us at the museum.



Photos from Danebod, Tyler, MN



peaceful handiwork

SPANNING THREE NATIONS AND GENERATIONS

**All quotations are Cynthia's words, except where noted.*

Handcrafted paper creations have been a running motif in Cynthia McKeen's life, from even before her time. Her own work, through her brand Proongily (stylized: proongily), integrates the paper cutting tradition of her Danish heritage, skills acquired through a fine arts education, and an abiding love of nature.

In 1892 Cynthia's maternal grandmother, Anna Bodil Christoffersen, emigrated from Denmark at the age of 14 with her younger sister. From their home on the island of Møn, they resettled in the Kimballton, Iowa area, with little more than the hand skills they had learned in Denmark.

"I had the good fortune to grow up in the company of parents and a grandmother who were extremely deft with their hands. As a girl in Denmark, my grandmother was taught to knit as if it were the reason for having hands."

Cynthia recalls her grandmother having a 'rare sense of humor' and fondly recalls how Anna told stories as they worked together, be it cutting paper or creating molasses cookies at Christmastime, as depicted on the Museum of Danish America's annual Christmas card in 2007.



01



By
Nicky
Christensen

01. Annual Christmas card In their small, 1950s kitchen, Cynthia McKeen's Danish grandmother would sit with her, cutting out whimsical cookies with a knife. Cynthia would decorate the cookies while her mother kept the Christmas preparations running smoothly. The activity was a conscious act of passing down culture, intended, in part, to draw a timid young Cynthia out of her shell. *2007.037.001*

Another Dane was also known to tell stories as he cut paper figures – Hans Christian Andersen.* In fact, it was in Anna’s homeland of Møn where H.C. Andersen resided just before he wrote his first fairytale, “The Tinderbox.” In her time with Cynthia, Anna interspersed family tales with those by Andersen. Members of Anna’s family remembered when Andersen visited the island and stayed at the manor house called Liselund. Subsequently, Cynthia herself has created several papirklip works inspired by H.C. Andersen fairytales.

In the late 1960’s Cynthia studied design in New York City and in Denmark at Charlottenborg’s Royal Danish Academy of Fine Arts. While in Copenhagen, Cynthia worked in several design centers and learned the art of store design – a skill she generously deploys in the Museum of Danish America’s Design Store each season.

Eventually she returned to the United States and set roots in Saint Paul, where she and her husband, John McKeen, reside today. Under the name of proongily, she spent 18 years in store, graphic, interior and exhibit design before shifting focus to the die cut and custom paper cutting business in the late 1980’s.

“Paper cutting uses scissors or a blade to cut a line, as any of us use a pen or pencil to draw a line.”

Her paper work has sold in museum stores across the country. Cynthia has done extensive commission projects, and her work in a variety of mediums has been shown in cities in the U.S. and Japan. She was a featured artist in the Museum of Danish America’s *Danish-American Artist Series* just over a decade ago, and from 2008-2014 she served on its board of directors.



02

*Odense City Museums in Denmark has a searchable online archive of 111 of Andersen’s cut-paper creations: andersen.museum.odense.dk/klip/

02. **Children’s dish** A children’s dish in our collection, produced by Alumina Faience (Nils Thorsson) in 1955, depicting a Hans Christian Andersen papirklip design, in celebration of the poet’s 150th birthday. 1994.083.001

proongily still produces and sells paper products, and she teaches workshops in a variety of paper arts. Cynthia is a gentle teacher whose petite frame and high-pitched voice relate well to younger audiences. Art is intimidating to many, both young and old alike. Cynthia makes you feel welcome and at ease. If you're lucky, she'll draw you in with a tale. She, like those before her, is an intriguing storyteller. Just read the way she describes one of her papirklip creations of a hand with a butterfly on the finger:

"Hopefully that piece reminds people of the magic feel of tiny feet clinging to one's finger, the exquisite momentary trust of a fragile, vulnerable living thing landing on a giant."

Did you feel it, too?

JAPAN

During the 1990's the McKeens lived for several years in Tokyo, where John was engaged in architectural project work. There, Cynthia immersed herself in the time-honored traditions of Japanese paper art, in addition to watercolor, ink and paper, pastels, and photography. She also observed the cultural differences and similarities.

"My Danish grandmother entertained me by cutting out paper dolls, hats, books, cats, swans, etc. and then showed me how. As an adult living in Japan, I was standing on the train on my first day in Tokyo, dazed and amazed at the density and intensity. A mother was sitting with her children on the seat in front of me. In all that chaos, she pulled out a packet of origami paper and the family set to work folding all kinds of shapes. Fifteen minutes later, they got off at the stop, animals in their pockets, having been quietly and happily occupied in the midst of all that activity. I saw the same scene over and over through the next three years, and, every time, I thought of how my Grandma Anna would have smiled at that."

Hand skills and a little paper are cross-cultural peacekeeping tools.

PAPER FOR PAPIRKLIP

As a skilled paper artist, Cynthia knows paper. The material must be strong enough to withstand use, and delicate yet resilient enough to handle intricate designs. The colors should be resistant to fading, and the paper should have a grain that is advantageous to the design.

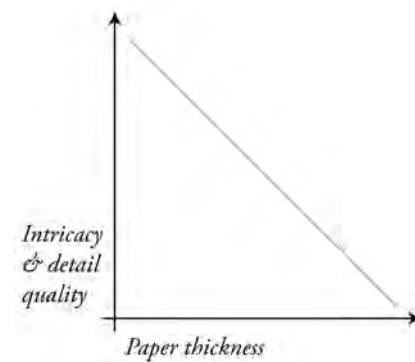
I wondered, how does the most well-known Japanese paper, *washi*, work for *papirklip*?

"Washi can be cut, but it takes a lot of patience and a willingness to keep replacing blades with thicker washi. The heavy fibers that give it its clothlike strength get in the way of precision cutting; even if you cut it through cleanly, as the piece is handled, those fibers tend to move, and it can

all look very shaggy indeed. It lends itself well to origami as it is flexible, and you can pull it to get special, softer effects than can be done with regular origami paper."

She says some thinner washi "cuts beautifully". And origami paper?

"Origami paper is lovely for cutting – thin and strong and quite opaque. It does not always hold up to the handling during fold-and-cut processes unless the person is very careful."



"The challenge in designing a papercutting is to simplify the subject enough to make it possible to cut without having the wrong parts fall out (most people remember happily cutting away on a folded paper snowflake, only to make one enthusiastic snip too many and have the whole thing fall apart)."

For snowflake design, specifically, thinner paper accommodates more intricate scissor work. Cuts translate more accurately through the layers if the folds are able to align tightly. That is, if your layers hold together at all!

“In children’s classes some will need simple designs, with cuts somewhat far apart, so those not so careful don’t meet with sudden disappointment. People who love detail will like working with origami paper.”

Ready to try? Don’t be afraid to experiment, Cynthia says. proongily’s die cut designs use American cover stock for its durability, since those pieces tend to get packed and unpacked annually as people decorate for the seasons.

“Other papers that can work well for folding and cutting include Danish glanspapier and sheet gift wraps. Rolled gift papers seem to retain their inclination to curl, but do often work well. Once you have a little experience you will find that choosing papers for different designs becomes intuitive.”

LABYRINTH

It was following, and because of, this time in Japan that another work emerged. After the McKeens’ return to Minnesota, Cynthia was commissioned to design a logo representing the sister city relationship between Saint Paul and Nagasaki, Japan, the site of the second nuclear bombing by the U.S. in WWII on August 9, 1945.

“I was honored to be asked to design a Global Harmony symbol for our anniversary observance in 1995. The directive to me, as an artist, was to design something that spoke to the uniqueness of the bond between two such different cultures, a symbol of peace.”

Simultaneously a nation-wide renewed interest in classical labyrinths bubbled up, and the St. Paul Nagasaki Sister City Committee decided to pursue a labyrinth project based on the logo Cynthia had created. The labyrinth is a universal and ancient representation of a symbolic journey in the form of a walking meditation. So Cynthia researched extensively and reworked the design into a labyrinth.

“Walking the labyrinth path is a healing experience that is intended to provide insight, courage, and understanding in facing life’s challenges.”

Unlike a maze (which is a puzzle intended to confuse), but similar to life, walking a labyrinth is an experience with only one way in and one way out.

“That a wide range of labyrinth designs exists is a testimony to the uniqueness of each human journey.”

The walker’s pace may vary throughout the journey. A walker may feel disoriented but is never truly lost.

“My husband and I had just returned from living in Japan and my mind was already on the remarkable similarity between climbing a sacred mountain to its peak and back, and walking a labyrinth to its center and back. The mountain path, with its twists and turns, would look, in plan, very much like a drawing of a labyrinth path. As I drew, I was climbing Yamadera.”



“To describe its elements separately:

- The sphere represents the earth.
- The line expressing yin/ yang represents the relationship of opposite elements, mutually essential to the wholeness of both.
- The hands represent human effort to maintain balance.
- For general graphic use, the logo sits at a tilt, on an axis like the world itself, to reflect equality between hemispheres. In this way one can envision the world turning so that no one hand is ever always in a “top” position.

“Hands can be tools or weapons; they produce what the heart and mind create. Hands have become one of the themes I return to over and over in my work.”

A 50-foot diameter labyrinth based on Cynthia's symbol was constructed along a path from Saint Paul's Como Park conservatory to its lake pavilion and was dedicated in 2005. At the ceremony, Cynthia noted how the "labyrinthine" process of bringing the path to fruition had, in some ways, echoed the twists and turns of her walk with her mother through a long process of aging and illness.

Author Donald Empson lauded the labyrinth in *The Street Where You Live: A Guide to the Place Names of St. Paul* by saying its "unique design represents a fresh gesture of abiding friendship and a blend of East-West sensibilities."

And so the lines of the labyrinth have wound themselves into the spirit of the Saint Paul community while synchronously telling a story of peace and the anfractuous journey of life. Just as creating lines in paper by cuts or folds can bring joy and peace into moments, the path is another example of how design and craft bring us together and celebrate our shared humanity.

"Being drawn into spirit of place in a particular moment may be the most freeing, peaceful, joyous part of my life."

"We are more alike than we are different."

Watch for our Design Store catalog in October, featuring a new and innovative snowflake/tree design by Cynthia on our 2018 Christmas card and ornament!



GLOSSARY

Klippekunst Google Translate will tell you this means "rock art," but it is a combination of the verb *klippe* (to cut) and *kunst* (art). It is used in referring to *papirklip* works and, in modern practice, hairstyling. Odense City Museums uses *klippekunst* in its verbiage for its H.C. Andersen *papirklip* archive.

Klippet Literally, "clip." Sometimes used to refer to *papirklip*.

Gaekkebrev A uniquely Danish Easter tradition involving a spring-themed *papirklip*, mysteriously delivered. The recipient tries to guess who sent it.

Glanspapir Literally, "glazed paper." One side is matte and uncolored and the other side is glossy and colored, typically red as used for Danish woven hearts – *julehjerter*.

Papirklip Also known as psaligraphy, the art of cutting paper. Practiced by many cultures. Commonly taught in U.S. schools in the early 1900's on (snowflakes).

03. Labyrinth walkers enjoying Cynthia's design in St. Paul.

inaugural jens jensen prairie landscape park intern

Hello! My name is Katie, and I am a new intern at the museum. I am the first participant in a new internship program with the Jens Jensen Prairie Landscape Park. I started working here in May, and I have really enjoyed the experience. I grew up in Nebraska and am attending university there at the University of Nebraska at Omaha. I am currently working on earning a bachelor's degree in Environmental Sciences with a concentration in Earth Science and a minor in Studio Art. I also participated in a year-long internship at the DeSoto National Wildlife Refuge through my high school.

Since this is a new intern position, part of my job so far has been to, well, define what my job is! It's been an interesting experience. I have two primary areas to focus on; management of the prairie and museum grounds, and the creation of interpretive media. I document what is growing in the prairie, remove invasive species, and help to care for the new stand of oak tree saplings that were planted this spring. And on the interpretive front, I am creating brochures and posters for the prairie to call attention to it from within the museum.

My time at the museum is already almost over; I will be gone by the time this edition of the *America Letter* reaches you. But I have really enjoyed getting to know all of the amazing people here, learning more about Danish history and culture, and helping to care for such a beautiful landscape. I am very grateful that I was chosen to help pioneer this experience.



By
**Katie
Thompson**

Watercolor While at the museum, Katie created this wonderful watercolor painting of the Jens Dixen cabin and prairie landscape in May 2018. Notecard prints are available from the Design Store.

not the usual suspects

So many of the thousands of artifacts in the museum's collections are made of non-natural materials. Many more pieces have been heavily altered so as to not resemble their organic roots. Documents and wooden furniture look very different than the trees they came

from. The clay that forms the basis for many a painted porcelain plate is no longer a pliable, damp substance. Silk and leather are now formed into things like sports or fraternal club banners, shoes, and belts.

But there are dozens of pieces in the collection that are not

only organic, but still maintain their original structure enough to be recognized. Some became souvenirs, others jewelry, and still more functional household items. Here we highlight just a handful of these unique pieces.

Arta Pedersen of Cozad, Nebraska had a keen interest in plants, so she purchased a scrapbook specifically for the collection and documentation of flowers and other flora she encountered. Each section has a chart where class, species, location, and date found, as well as other details, are recorded. Then nearby, the related plant sample is pressed and secured to the page. These samples date to 1922.

A piece of bone affixed to the top of a curved blade serves as the handle for a woman's knife from Greenland. Dated to the 1950s, this piece belonged to Povel Povelsen. He went to Greenland in the early 1930s as a professional hunter and ended up working for the Danish Greenland Ministry his entire career in other capacities. The knife was made by the Inuit people there and used for chopping, skinning, and scraping.



By
Angela
Stanford

01. Plant scrapbook Published by the Beckley Cardy Company, this “Herbarium” contains many pages of plant samples. 2016.050.001

In the early 1930s, Kimballton, Iowa residents Ed and Gudrun Esbeck asked Danish immigrant Kristian Kaltoft to use rocks they had collected from a visit to the Rocky Mountains to make something unique but useful. Kaltoft had learned the masonry and plastering business in Denmark and used these skills to make the Esbecks a birdhouse and birdbath using concrete as a foundation for the featured details of the rocks.

In the late 19th century, using hair to make jewelry or wreaths was commonplace. Some hairwork was done by the person whose hair was used; in other cases, they were memorial pieces from the hair of the deceased, collected either pre- or post-

mortem. Flowers, spirals, balls, weaves, and other designs often had wire or wood beads as a support for the hair. Christine (Larsen) Linsel's hair was used for the flowers in this wreath which was later displayed in its glass-front box in the front hall of the Council Bluffs home of Christine's niece. Linsel, born in 1859 near Hillerød, Denmark, immigrated in 1870 with her family. She later married Henry Linsel of Council Bluffs, and the couple had one daughter. Christine died around 1880.

These pieces and many more show the creative use of existing materials for new purposes. Artistic vision combined with practical function, and lucky for us, both the objects and their stories have been preserved!



02



03



04



05

02. Knife The bone handle is ergonomically appropriate for the curved blade. *2012.012.002* **03. Birdbath** Other concrete pieces by Kaltoft still stand in Kimballton. *2009.052.002* **04. Hair Wreath** This wreath is also decorated with tiny beads, a traditional practice in Victorian times. *2012.033.001* **05. Combo** Other samples of “natural” pieces from the collection include a shell converted into a coin purse (*1992.121.039*), a steer horn used to call coon hounds while hunting (*1986.081.001*), a braided hair necklace (*1999.025.001*), an amber pin (*1997.050.004*), and a bracelet of walnut slices strung with ribbon made by a grandpa for his granddaughter (*1989.092.022*).

rocks, paper, and scissors: two new exhibitions explore art from everyday materials

BALANCING ACT

By Peter Juhl

On view through March 17, 2019

THE SOUND OF SCISSORS: PAPER CHARACTERS BY TORBEN JARLSTRØM CLAUSEN

On view through December 31, 2018

Sponsored by the Danish Sisterhood of America

Dronning Margrethe Lodge #15, Milwaukee, Wisconsin

Balancing Act

Though the photographs in “Balancing Act” appear to defy gravity, they are indeed the product of concentration and a little bit of luck. Peter Juhl has been balancing stones casually for twenty years. He creates and photographs the work along the North Shore of Lake Superior,

where the spectacular beaches provide ideal raw materials as well as a clean and colorful backdrop.

In 2013 he published the first widely available guidebook on the art form: **Center of Gravity: A Guide to the Practice of Rock Balancing**. He regularly teaches workshops at the Minnesota Landscape Arboretum, Sugarloaf

Cove on the North Shore of Lake Superior, and Unearthed Arts Gallery in Waconia. He also speaks on the art of balance for schools and other organizations. Learn more about Peter and his work at www.temporarysculpture.com.



By
Tova
Brandt

01. Artist Peter Juhl 02. *Which Way Is Up* by Peter Juhl

Artist Statement
Peter Juhl


“Drawing on elements of performance art, sculpture, and meditation, I balance natural stones found on location, using only shape, weight, and friction to create a unique composition. No glue, metal rods, magnets, or any artificial supports are employed: The rocks are held up by nothing more than high-school physics and a little karma. The sculptures may last a few minutes, or a few hours. With luck, they stand long enough to be photographed.

“Though I try to create sculptures that open up the viewer’s notion of what is possible, I also strive to elevate the stones from objects disregarded under our feet to essential elements in an intentional and engaging pattern. My goal is to contrast the simple strength of the individual stones with the ephemeral sense of the work as a whole, evoking a sense of quiet power.

“My photographs are meant to capture these works of balance art in their natural setting immediately after creation, enabling the short-lived sculptures to be enjoyed over time.”



03



04

The Sound of Scissors

Torben Jarlstrøm Clausen began as a paper cut artist in 2003. He lives in Odense, Denmark, the birthplace of the author Hans Christian Andersen who was also known as a skilled paper cut artist. In Danish this art is known as *papirklip* and has a long tradition. Clausen’s interpretation of the paper cut tradition blends modern aesthetics with a sense of whimsy and optimism.

Clausen has exhibited and lectured all over the world, especially in Denmark, the United States, and Japan. He has collaborated with Danish photographer Karen Relster and sound artist Danish composer Robert Cole Rizzi to create a unique introduction to his work.

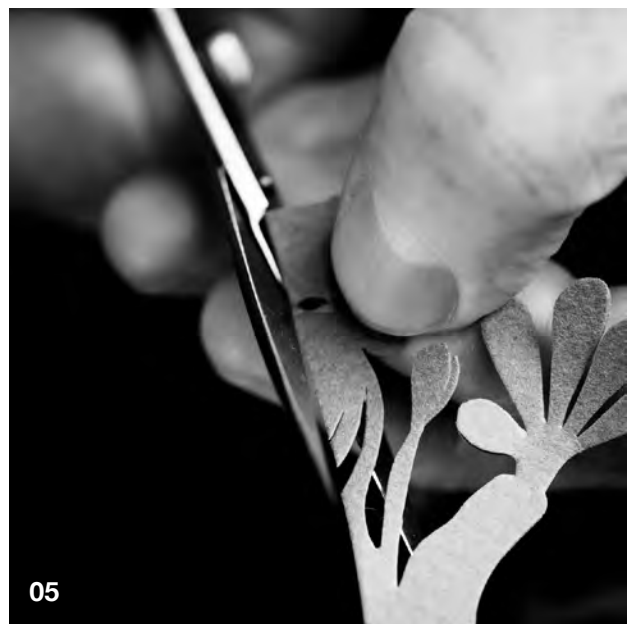
Learn more about Torben and his work at www.jarlstroem-klip.dk.

Artist statement
Torben Jarlstrøm Clausen

“Welcome to my universe with paper cut people. Through my paper cuts, I’m telling the story of the paper cut people, who are trapped deep inside the paper before I start cutting and creating their shapes and sizes.

“As an artist, I can sense that the paper cut people are caught in their sadness within the paper. They are unfulfilled and have something in their lives that weigh them down. After I start cutting, they are all cut loose and given the freedom to travel around in this wonderful and diverse world we live in.

“It is the universal story about us as humans, and how we must take care of our own life, look ourselves in the eyes, in order to work out what makes us unhappy and sad - and how we can find happiness. That is why all my paper cut people smile and are happy.”



05

03. Papercut character by Torben Jarlstrøm Clausen 04. Papercut character by Torben Jarlstrøm Clausen 05. Torben Jarlstrøm Clausen “freeing” a character, photograph by Karen Relster.

open in the kramme gallery

DENMARK, OCTOBER 1943: OCCUPATION AND RESISTANCE

September 29, 2018 through March 24, 2019


One of the most inspiring episodes of World War II is the wide spread efforts of everyday Danes to help their Jewish neighbors and fellow citizens reach safety in neutral Sweden. To mark the 75th anniversary of that boatlift, the museum will install a poster exhibition by the Danish Resistance Museum, supplemented by artifacts, documents, and stories from the Museum of Danish America's own collections. Check out the museum's calendar for special opportunities to learn more, and watch the museum's e-newsletter for ongoing updates to the event calendar.



This exhibition is supported by generous gifts from:

The Danish Home, Croton-on-Hudson, New York

Thanks to Scandinavia, New York, New York



01. Resistance Resistance fighters in position behind a barricade. Gift of the Royal Danish Embassy. 2007.050.002

02. Odense Odense, August 1943. General strikes and protests occurred throughout Denmark, bringing work to a standstill. Gift of the Royal Danish Embassy. 2007.050.022 **03. Ship** One of the ships of the Danish Navy, intentionally scuttled to prevent it being used by Nazi Germany. Gift of the Royal Danish Embassy. 2007.050.006

events calendar

FILM: “THE DANISH SOLUTION”

With filmmaker Karen Cantor
October 17

BOARD MEETING

October 18-20
Elk Horn, IA

35TH ANNIVERSARY CELEBRATION: DINNER & A CONCERT

Grammy Winner Mads Tolling
October 18, 5:30 pm
Kimballton Town Hall
Sponsored by Lynette Rasmussen, Honorary Consul, Kingdom of Denmark, Des Moines, Iowa

JULEFEST

November 23-24

Featured artist Torben Jarlstrøm Clausen will be demonstrating his papercutting and leading hands-on activities both days for Julefest. *Funding for his trip to Elk Horn is provided by the Aslaug og Carl Friis’s Legat and the Grosserer L. F. Foghts Fond, both in Denmark.*

BROWN BAG LUNCH PROGRAMS

All programs begin at 12 noon and are free to the public. Bring a lunch to enjoy! Beverages provided.

HOW (AND WHY) TO PRESERVE OLD BUILDINGS

Jerry Berggren, AIA
October 18
Jerry has twice worked with the museum as a site reviewer for the Collections Assessment for Preservation (CAP) program, helping to identify priorities for preserving our buildings and collections.

THE WAR TO END ALL WARS

John Mark Nielsen
November 8
Join John Mark to reflect on the centennial of the Armistice of the First World War.

CHRISTMAS HYGGE

December 13
Our annual celebration of the Danish holiday season.

MUSEUM VISITOR HOURS

Monday-Friday 9 am – 5 pm
Saturday 10 am – 5 pm
Sunday Noon – 5 pm

Business hours are
Monday-Friday 8 am – 5 pm

GENEALOGY CENTER

4210 Main Street, PO Box 249
Monday-Friday 9 am – 5 pm
Saturdays by appointment only

Research assistance appointments welcomed to 712.764.7008.

BEDSTEMOR’S HOUSE

2105 College Street
Memorial Day – Labor Day
1 pm – 4 pm

ADMISSION

Museum members FREE with membership card
Non-member Adults \$5
Children (ages 8-17) \$2

Price includes one-day admission to Jens Dixen House, Jens Jensen Prairie Landscape Park, Genealogy Center, and Bedstemor’s House.

All facilities are closed on New Years, Easter, Thanksgiving, and Christmas.

oda wiedbrecht

A DANISH AMERICAN STORY

While the museum and Genealogy Center preserve the stories of thousands of Danish immigrants, the stories of “Danish America” are not always immigration stories. Sometimes they are about Americans traveling to Denmark to meet relatives, or Danes who tried out living in the

United States and returned to Denmark, taking with them their experiences and connections to the States. “Danish America” encompasses the relationships created even when the sojourners to either country didn’t put down permanent roots.

Papirklip, paper-cutting, is a Danish tradition that continues among many people of Danish heritage in the United States. In the museum’s Design Store, one of the most popular decorative items sold are Oda Wiedbrecht’s *papirklip* ornaments and mobiles.



By
Kara
McKeever

01. Princess and the Pea mobile by Oda Wiedbrecht

Oda's grandfather was a tailor and as a child she began cutting designs with his scissors. Oda has been crafting her hand-cut designs for decades, creating whimsical scenes with Christmas *nisse*, flowers and birds, and figures from Hans Christian Andersen stories, simply with paper and a sharp pair of scissors. Her designs have been especially popular in Japan and have even caught the attention of the Japanese empress.

It is particularly apt and interesting to have Oda's *papirklip* in the Design Store, as Oda herself has a Danish-American family story. Oda's maternal grandfather, Kristen Knudsen, was born in Hvirring, southwest of Århus, in 1868. In 1892, he was a stableman in his hometown, and in love with Mette Therkelsen, the daughter of a wealthy farmer. In order to earn his way to marrying her, he traveled to America, where he worked as a hired hand for the Pederson family in Kingsbury County, South Dakota.

Christian and Ingeborg Pederson were Danish immigrant homesteaders who had come to Dakota Territory in 1883 with their two children. The first winter was especially harsh. The first summer, Peder, their two-year-old, was prone to running away and getting lost in the tall grass. One day he was half a mile away, only spotted by his bright red cap. Two more children joined the family by the time Kristen arrived, and one more afterwards. More rooms were added to the initial three-room house Christian built. He also helped build a school, St. Johannes Danish Lutheran Church, a depot and an elevator, no doubt assisted by Kristen Knudsen.



02

F. W. Schmidt & Søn
FOTOGRAF HORSENS.

In 1899, Christian died after a horse kicked him in the chest. His funeral was in the church he helped build and he was buried in East Bethania Cemetery. Ingeborg was 46, the children's ages ranging from 5 to 19. Kristen stayed on with the family and helped them maintain the homestead until 1902, when after 10 years it was time to make his own life. He returned to Denmark, where Mette had loyally waited. They were married immediately.

Kristen longed to return to South Dakota; Mette wanted to stay. With his earnings from a decade with the Pedersons, Kristen bought a small farm near Hvirring, and over eight years, he and Mette had six children.

By that time, however, the rest of Kristen's family had actually established themselves in South Dakota, following the death of Kristen's father. His mother, having immigrated to South Dakota with

Kristen's youngest brother, Anders (Andrew), even died there and was buried in East Bethania Cemetery. While Kristen's nieces and nephews would all be Americans, Kristen's children were Danes. His daughter Nanna grew up to be Oda Wiedbrecht's mother.

As Oda wrote to us, "Happily my grandfather returned to Denmark. If not I would not have existed – and you could not get my paper mobiles!"

news from the genealogy center

FAMILYSEARCH ADDS MILLIONS OF NEW RECORDS FOR DENMARK

FamilySearch.org has been an exciting research tool to watch in recent years for Scandinavian genealogists, as the site has managed to make millions of records more accessible for English speakers.

At the Genealogy Center we typically go straight to the Danish National Archives' site (www.sa.dk) to access digitized parish registers, census records, etc. There, many of the census records have been transcribed and are searchable by name, but using the church books still requires knowing where and when to look to minimize going through page after page.

FamilySearch is adding both the original record images (in partnership with MyHeritage and the Danish National Archives) as well as a brief transcription, which means that you may be able to type a name in a search box and actually pull up records for your ancestor.

When accurate, this can save a lot of time. But a word of caution: as you probably know if you've ever used a database to search U.S. census records, transcription errors (while understandable, due to humans deciphering other humans' handwriting) can really make a mess of things. The matter is compounded by the fact that the majority of Danish records are written in Gothic Danish and variations in form exist parish to parish. When using these, make sure you check all people and places mentioned against other information to confirm you have the right record.

Furthermore, these transcriptions are a brief index of the record, not a full translation. As of now, at least, they don't include occupations, ages, sponsors' names, etc. The Genealogy Center can help with that— in our research projects, we translate each record as fully as possible. With these caveats in mind, if you're interested in trying some genealogy research, FamilySearch.org can be a great place to start, and worth checking now and again as they continue to add more indexed records (plus, it's free to use!).

If you get stuck or want more detail, the Genealogy Center is always happy to help.

Purchase Oda's mobiles and ornaments at the Design Store here: www.danishmuseum.org/shop. More information can be found on Oda's website: www.odawiedbrecht.dk/.

IS YOUR DANISH ANCESTOR REPRESENTED AT THE GENEALOGY CENTER?

Staff and volunteers continue to improve the Genealogy Center library by adding research to immigrant files, indexing church books and membership records, and cataloging books, periodicals, and other resources. Recently, Danish intern Peter Dam-Hein created a substantial database documenting the oral history collection, making this resource more easily accessible.

Don't forget, the Genealogy Center gladly accepts genealogical information on Danish immigrants and their families, as well as family history books, narratives, and memoirs.

Find an immigrant information sheet to help organize your information at <https://www.danishmuseum.org/explore/genealogy/wish-list>.



Database Danish intern Peter Dam-Hein gives a presentation to Genealogy Center volunteers on his database.

charitable rollovers

ARE YOU 70 1/2 OR OLDER?

DO YOU HAVE AN INDIVIDUAL RETIREMENT ACCOUNT (IRA)?

WOULD YOU LIKE TO PAY LESS INCOME TAX?

IF SO, PLEASE KEEP READING!

The new tax law passed in late 2017 raises the standard deduction to \$12,000 for single filers and \$24,000 for married couples. This means a lot of museum members who used to itemize their tax deductions will start taking the standard deduction in 2018.

If you've been using the charitable deduction to offset your IRA distributions, you may want to consider what's commonly referred to as a "Charitable Rollover". A Charitable Rollover allows you to give to the Museum of Danish America directly from your IRA without having to pay taxes on that distribution.

The Charitable Rollover can be part of your Required Minimum Distribution (RMD). Think of it this way: if you've had withholding on your RMD for taxes, you don't have to have anything withheld on your Charitable Rollover; 100% of it goes to MoDA!

Because we're in the museum business, not the tax business, please consult your tax advisor before doing a Charitable Rollover. We just want to make sure you're aware of this opportunity. Thank you for your gifts, no matter how you give!



By
Paul D.
Johnson,
CFP®

Paul Johnson is a CFP® professional under contract with MoDA to assist its donors with planned giving. Fellow museum members can contact him without charge or obligation at 402.201.7024 if they have any questions.

new additions to the wall of honor

MARCH 1, 2018 – JULY 31, 2018

The Danish Immigrant Wall of Honor provides families and friends with a means of preserving the memory of those who emigrated from Denmark to America. Over 4,500 immigrants are currently recognized on the Wall. Their stories and the stories of their families contribute to the growing repository of family histories at the museum's Genealogy Center. You can find a list of the immigrants on the Wall of Honor at www.danishmuseum.org.

The information below includes the immigrant name, year of immigration, location where they settled, and the name and city of the donor.

HEMMING CHRISTOFFERSEN (1872) Polk Shelby, Iowa – Steven Woerth, Brownville, NE

KIRSTEN SVEISTRUP HANSEN DEVASHRAYEE (1960) Salt Lake City, Utah – Jeff Devashrayee, Gretna, NE

JOSINE (GANSBERG) HANSEN (1891) Kennard, Nebraska – Sandra L. Wunder, Eaton, CO

JENS LARSON, ELENA LARSON (1872) (1872) Pewaukee, Wisconsin – Robert McEniry, Papillion, NE

PAUL JENSEN PAULSEN & LAURA M. PETERSEN (1907) (1907) Hartford, Connecticut – Frederick Dane Paulsen, Holiday Island, AR

KAREN HANSEN THOMPSON (1970) Bethany Beach, Delaware – Robert L. Thompson, Bethany Beach, DE

jens jensen heritage path

MARCH 1, 2018 – JULY 31, 2018

The Jens Jensen Heritage Path is a place to celebrate an occasion or achievement, recognize an individual or organization, or honor the memory of a loved one. Twice a year the pavers will be engraved and placed within the Flag Plaza – May and October.

These individuals have contributed a paver in the sizes of small, medium or large.

Joan Andersen, Ames, IA
Julie Holland, Council Bluffs, IA
Don & Nancy Jenkins, Atlantic, IA
Barbara Lund-Irvin, Omaha, NE

Judith Thomsen, Glendora, CA
Drew & Renee Virlee, Mount Vernon, IA



By
Deb
Christensen
Larsen

Paver order forms can be found at www.danishmuseum.org/get-involved/recognition/commemorative-bricks

memorials

MARCH 1, 2018 – JULY 31, 2018

Through various funds, gifts have been received in special memory of:

Dona Andersen of Croton-on-Hudson, NY	in Natural History Building on University of Illinois campus at Urbana-Champaign	Clark G. Mathisen, my father
Roger Andersen, my husband, Oct 6, 1932 - April 15, 2018	Calvin Hoegh	Julie Jensen McDonald
Roger Andersen of Ames, IA	Calvin Hoegh, my husband	Marilyn J. Meyer's four Danish grandparents
Virgil Andersen of Fargo, ND	Sally Hoppe, my wife	Laina Molbak
Erik Brynn Baelum, our son	Ahlmann (Al) Iversen, my husband	Laina Molbak, my wife
Thorvald & Louise Barentsen	Frederick & Jenny Jacobsen	Parents and grandparents of Jill Mortensen
Irene & Melly Boose	Arne & Inger Jensen of Cedar Falls, IA	Dr. James E. Nymann, deceased 1.1.2018
Ellen Sigrid Andreassen Brown	Jackie Jensen	James Daniel Olsen
Tove Carver	Oskar & Ellen Jensen	Nels P. Olsen
Irena Svendsen Christensen, my mother, who passed away at the age of 103 on December 9, 2017	Virgil Jensen from Palm Desert, CA	Ole & Marie Olsen
Lotte Christensen	Carol Ann Olsen Jorgensen	Oluf & Vera Olson, our parents
Anna Gwendolyn (Lindholm) Christiansen, my cousin	Carol Jorgensen, my mother	Per Overgaard (Denmark & Scotland)
Gwen (Lindholm) Christiansen	Carol Jorgensen, my wife	Flemming V. Pedersen, my husband
Glen Clemesen, my husband	Minnie Rasmussen Jorgensen (grandmother)	Elva Rasmussen
Lillian Eggerss	Karen Kadgihn	S. D. Rodholm
Johan & Else Emanuelson	Jens & Martina Larsen Knudsen, my parents	Andrew & Rosa Rosenkild
Martha Eskov	Fred Kogge, Hastings, MI	Leroy A. Sand, my husband
Hans & Mathilde Farstrup	James Laing	Kay H. Silet
Karen Juul Vejlo Friedmann	Kurt Klarskov Larsen, my husband	Bernhard Arp Sindberg
Herman & Marie Friis	Marius & Elise Larsen, my grandparents	Ann Larsen Slaight, my wife
Elna, Lydia and Henri Fugl	Paul & Johanne Larsen	Fred & Helga Sorensen
Leon Haahr of Newell, IA	Linda Knudsen Lilly, Born: 2.24.1944; Died: 5.21.2018	Philip C. Sorensen
Alvin & Hazel Haan	Rosella N. Lindquist	Erik Struckman, Jr., my son
Bent Hansen (Kristie Hansen-Mendez' father)	Dorothy E. Landstrom Lund	Marion Svendsen
Ingrid Hansen of Lincoln, NE	our great grandparents who immigrated from Denmark: Anna Madsen, Andres C. Nielsen & Christian Rasmussen	Marion Svendsen, my mother
Rita Neergaard Hansen	Eiwind 'Ike' Madsen	Axel Thomsen
Verna Hansen	Eiwind 'Ike' Madsen, my brother	Peter & Hanne Marie Thomsen
Harry Charles Henriksen of Mahomet, Illinois, by the Kansas City Blues Society, Board of Directors	Ivan Madsen	Capt. Lars E. Toftemark JAG
Harry Charles Henriksen, our dear friend and former colleague	Paul O. Madsen, MD, my husband	Henry Walter
		Gerda Edel Westenberger
		Walter Westergaard
		Pamela Whitmore
		Pamela Whitmore, my cousin

new members

MARCH 1, 2018 – JULY 31, 2018

The Museum of Danish America is pleased to identify the following memberships: 133 individuals and five organizations as its newest members:

Mark & Lori Andersen, Franklin, WI
Sandra Behensky, Davenport, IA
Virginia Blood, Burnsville, MN
Chris & Karen Bollhoefer, Newton, IA
Grethe Bornhoft, Roseville, MN
Tim & Joan Christensen, Bennington, NE
Lavinia Clay, Peterborough, NH
Ann Connors, Iowa City, IA
Henry Bittaker & Susan Coughanour, Lake Worth, FL
The Danish Club of Houston, Houston, TX
Jeffery & Terena Devashrayee, Gretna, NE
Suzanne Day & Phil Dolliff, Arlington, VA
Dorothy Drummond, Terre Haute, IN
Howard & Janice Duncan, Evergreen, CO
Walter Dusenbery, Fly Creek, NY
Robert Eickmeier, Santa Rosa, CA
Michael Fannon, Alexandria, VA
Steve & Susan Finn, Harlan, IA
Janet Folden, Boulder, CO
Marlin & Judy Frank, Greeley, CO
Cheryl Ganz, Winfield, IL
Greater Omaha Genealogical Society, Omaha, NE
Joni Griffin, Elk Horn, IA
Carol Guthrie, Aurora, CO
JoAnn Hallquist, Amery, WI
Roy-Alan & Kristin Hansen, Edina, MN
Janice Hartman, Cincinnati, OH
Andrea Hilbert, Laguna Woods, CA
Linda Holz, *National Board of Danish Sisterhood of America*, West Des Moines, IA
Andrew & Sandra Jensen, Urbandale, IA

Peter Juhl, Eagan, MN
Artace Kelting, Madison, WI
Greg & JoAnn Kemist, Woodside, CA
Kathryn Kirk, Barto, PA
Raymond & Barbara Kizelevicus, Lombard, IL
Anders & Jaclyn Klinto, Omaha, NE
Michael & Helen Koehler, Rolling Meadows, IL
Amy Larsen, *National Board of Danish Sisterhood of America*, Carson, CA
Nanette Larson, North Aurora, IL
Kennard & Mary Margaret Lehmann, Edina, MN
Kristin Leon, Honey Creek, IA
Virgil & Gail Likness, Elkhorn, NE
Barbara Lund, Lisle, IL
Glenda Madrid, *National Board of Danish Sisterhood of America*, Solvang, CA
Eric & Mardelle Madsen, Minneapolis, MN
Dean Mathisen, Omaha, NE
Robert & Diane McEniry, Papillion, NE
Lee Merry, Bonsall, CA
Judy Miller, Naperville, IL
Greg & Mary Moga III, Seattle, WA
Julie Morrison, *National Board of Danish Sisterhood of America*, Santa Rosa, CA
Robert Grim & Marjorie Muller, Danielsville, PA
Richard Nelson, Carbondale, CO
Vord Nelson, Luther, MI
Diane Nelson Hilfinger, Ann Arbor, MI
Niels & Diane Nielsen, Lawrence, KS
Todd & Camille Nielsen, Waukee, IA
The Norden Club of Lincoln, Omaha, NE
James 'Jim' & Phyllis O'keefe, Elk Horn, IA
Robert & Cynthia Olmstead, Upper Arlington, OH
Inger Olsen, Longview, WA

Gunnar & Birgit Ostergaard, Wellington, FL
OXEN Technology, Harlan, IA
Frederick Paulsen, Holiday Island, AR
Rod & Roslyn Pearson, Kailua, HI
Lee Grupsmit & Lyle Pedersen, Santa Ana, CA
Steven & Patricia Pedersen, Adel, IA
Richard & Elaine Phillips, Saint Paul, MN
Lyle & Carol Rasmussen, Waverly, IA
Kris & Connie Ronnow, Evanston, IL
Christina Sallee, *National Board of Danish Sisterhood of America*, Beaverton, OR
Ingrid Salmon, Kirkland, WA
Jeffrey & Stephanie Siebert, Spirit Lake, IA
Charlotte Smetana, Exira, IA
Bjorn & Jane Steffensen, Needham, MA
Jodi Lynn Stehman, Rockford, IL
Carol Thomas-Looper, Loveland, CO
Robert & Karen Thompson, Bethany Beach, DE
Leon & Linda Thomsen, Naperville, IL
Glen Thor, Powder Springs, GA
Jillinda Thornton, Coin, IA
Richard Jones & Marie Thourson, Wilmette, IL
Kurt Kammerer & Joan Turner, San Diego, CA
Allen & Nancy Vinzant, San Diego, CA
Thomas & Carol Waldack, Hopkins, MN
Karin Wasler, *National Board of Danish Sisterhood of America*, Los Angeles, CA
Inger Marie og Ole Wibholm, Maribo, Lolland, Denmark
Steven & Marilyn Woerth, Brownville, NE
Guan Yang, New York, NY
Peter Pallesen & Sharon Young, Overland Park, KS

thank you, organizations

MARCH 1, 2018 – JULY 31, 2018

These 77 organizations have contributed memberships or gifts-in-kind of \$100 or more or have received complimentary or reciprocal memberships in recognition of exemplary service to the museum. We acknowledge their generosity in each edition of the America Letter during their membership.

Arcus AS, Hagan, Norway
Atlantic Friends of The Danish Immigrant Museum, Atlantic, IA
Boose Building Construction (Marty & Connie Boose), Atlantic, IA
Carroll Control Systems, Inc. (Todd & Jalynn Wanninger), Carroll, IA
Christopher Ranch LLC (Donald & Karen Christopher), Gilroy, CA
The Copenhagen House (René G. Kærskov), Solvang, CA
Country Landscapes, Inc. (Rhett Faaborg), Ames, IA
Danebod Lutheran Church, Tyler, MN
Dania Society of Chicago, Chicago, IL area
Danish American Athletic Club, Chicago, IL area
The Danish American Archive and Library, Blair, NE
Danish American Club in Orange County, Huntington Beach, CA area
Danish American Club of Milwaukee, Milwaukee, WI area
Danish Archive North East (DANE), Edison, NJ
Danish Brotherhood, Heartland District Lodges, Iowa-Minnesota & surrounding states
Danish Brotherhood, Pacific Northwest Lodges, Washington area
Danish Brotherhood Lodge #1, Omaha, NE area
Danish Brotherhood Lodge #15, Des Moines, IA area
Danish Brotherhood Lodge #16, Minden, NE area
Danish Brotherhood Lodge #29, Seattle, WA area
Danish Brotherhood Lodge #35, Homewood, IL area
Danish Brotherhood Lodge #268, Junction City, OR area
Danish Brotherhood Lodge #283, Dagmar, MT area
Danish Brotherhood Centennial Lodge #348, Eugene, OR area
The Danish Canadian National Museum, Spruce View, Alberta, Canada
The Danish Club of Houston, Houston, TX area
Danish Club of Tucson, Tucson, AZ area
Danish Cultural Center of Greenville, Greenville, MI
The Danish Home, Croton-On-Hudson, NY
The Danish Home, Chicago, IL
Danish Luncheon Club of Los Angeles, Inc., Los Angeles, CA area
Danish Lutheran Church & Cultural Center, Yorba Linda, CA
Danish Mutual Insurance Association, Elk Horn, IA
Danish Sisterhood Dagmar Lodge #4, Chicago, IL area
Danish Sisterhood Dronning Margrethe Lodge #15, Burlington, WI area
Danish Sisterhood Ellen Lodge #21, Denver, CO area
Danish Sisterhood Lodge #102, Des Moines, IA area
Danish Sisterhood Flora Danica Lodge #177, Solvang, CA
Danish Sisterhood Lodges, Heartland District, Iowa-Minnesota & surrounding states
Danish Sisterhood Lodges, Nebraska/Colorado Districts, Lincoln, NE & Denver CO areas
Den Danske Pioneer (Elsa Steffensen & Linda Steffensen), Hoffman Estates, IL
Elk Horn Lutheran Church, Elk Horn, IA
Elk Horn-Kimballton Optimist Club, Elk Horn & Kimballton, IA area
Elverhoj Museum of History and Art, Solvang, CA
Exira-Elk Horn-Kimballton Community School District, Elk Horn, IA area
Faith, Family, Freedom Foundation (Kenneth & Marlene Larsen), Calistoga, CA
Hacways (Helene & Nanna Christensen), Hals, Denmark
Harlan Tribune Newspapers, Inc. (Steve Mores & Alan Mores), Harlan, IA
Henningsen Construction, Inc. (Brad Henningsen, Vice President), Atlantic, IA
House of Denmark, San Diego, CA
Independent Order of Svithiod, Verdandi Lodge #3, Chicago, IL area
Kirsten's Danish Bakery (Paul & Kirsten Andersen Jepsen), Burr Ridge, IL
Knudsen Old Timers, Glendale, CA
Landmands Bank (Jeff Petersen, President) Audubon, IA
Main Street Market (Tracey Kenkel), Panama, IA
Marne Elk Horn Telephone Co., Elk Horn, IA
Nelsen and Nelsen, Attorneys at Law, Cozad, NE
The Norden Club of Lincoln, Lincoln, NE area

Northwest Danish Association,
Seattle, WA
O & H Danish Bakery (Eric Olesen),
Racine, WI
Olsen, Muhlbauer & Co., L.L.P.,
Carroll, IA
Outlook Study Club, Elk Horn, IA area
Oxen Technology, Harlan, IA
Oxide Design Co., (Drew Davies),
Omaha, NE
Petersen Family Foundation, Inc. (H.
Rand & Mary Louise Petersen),
Harlan, IA

Proongily (Cynthia McKeen),
St. Paul, MN
The Rasmussen Group, Inc. (Sandra
Rasmussen and Kurt & Lynette
Rasmussen), Des Moines, IA
Rebild National Park Society,
Southern California Chapter, Los
Angeles, CA area
Red River Danes, Fargo, ND area
Ringsted Danish American Fellowship,
Ringsted, IA area
Royal Danish Embassy, Washington, DC

Royal Danish Guard Society, Chicago,
IL area
Scan Design Foundation, Seattle, WA
Shelby County Historical Society &
Museum, Harlan, IA
Shelby County State Bank, Harlan
and Elk Horn, IA
Symra Literary Society, Decorah, IA
Vasa Order of America, Omaha Lodge
#330, Omaha, NE

in honor

MARCH 1, 2018 – JULY 31, 2018

Through various funds, gifts have
been received in honor of people
or special events.

Bedstemor's House
Jens Christensen (Dale & Barbara
Jensen's grandfather)
Sheri Croll
Danish Sisterhood Lodge #176's
(Dike, IA) disbanding
Margie Dubois
Crown Prince Frederik's fiftieth
birthday

Bryce & Linda Halstead and Mark
& Ashley Halstead for their
service to the Nelson family
and for their care of the land
Stew & Lenore Hansen's 70th
Wedding Anniversary
David Hendee's "Journey
to America" Danish
Documentaries
the hyggelig staff

Oskar Jensen, (Dale & Barbara
Jensen's far)
Erving Jensen, my husband
Julius Juel
"Marie Jensen" portrayed by
Iben Kromann at Bedstemor's
House
DK Intern Iben Kromann's
translation work
Museum of Danish America Staff
J. Brent Norlem, my father
Gladys Olsen

Did you know? Families, groups, clubs, or businesses can sponsor exhibits, events, free admission days, our website, Brown Bag Lunch programs (including online videos for applicable presentations), or the whole Brown Bag Lunch series! Contact us to discuss the possibilities that await you: 712.764.7001 or deb.larsen@danishmuseum.org.

museum welcomes new interns



CHRISTINE JENSEN

My name is Christine Ostenfeld Jensen; I'm originally from Nyborg, Funen, but for the past couple of years I have been living in Århus, where I'm currently a student at the university. I have a bachelor's degree in history with a minor in English, and at the moment I'm doing my master's in sustainable heritage management.

At the museum I'll be assisting Tova Brandt with exhibition-related things, such as taking down and putting up new exhibitions. I'll also plan an exhibition about the Danish flag, Dannebrog. I'm really looking forward to getting some practical experience to supplement my academic background. I'm also looking forward to exploring the non-touristy U.S, and going to the "smaller" cities and communities that one might not experience if one is just doing the traditional tourist cities such as New York or Los Angeles.



CAMILLA STAGIS

My name is Camilla Stagis. I have just moved to Viborg with my boyfriend. I grew up in a Copenhagen suburb called Albertslund; otherwise I have been living in many other places around Denmark: Sengeløse, Askov, Copenhagen, and Farum. I have a bachelor's degree in history from The University of Copenhagen and did a semester abroad in Edinburgh, Scotland. After my bachelor's I decided to work for a year at a construction engineering company as an office girl. I then moved to Aarhus to do my master's degree in Sustainable Heritage Management, where I'm currently at my third semester here in Elk Horn.

I am at the Genealogy Center where I have been cataloging donated materials and have caught up with all donations. It is really interesting to have these old documents and get an idea of the person's life. I have also been doing some research on Danes in Denmark and here in America. You almost get the feeling of being a detective. And it is such a nice feeling when you can find them and draw a picture of their life.

I am looking forward to learning how things work at the museum and Genealogy Center and getting some experience. There is some traveling with the museum and then a planned road trip to Solvang, California, where Christine and I will deliver some exhibit materials. This is going to be a very exciting trip across the U.S. - you can compare it to driving from Aarhus, Denmark, to Lisbon, Portugal. It is a long drive, but I bet there will be a lot of beautiful scenery!

These internships are funded through a generous, multi-year agreement with the Scan Design Foundation, Seattle.

hindbærbrød (raspberrybread)

aka *hindbærsnitter*

Original recipe translated from *Den Gamle By* by Christine Jensen

DOUGH

375 g butter
500 g flour
250 g confectioners' sugar
1 egg
3 tsp. vanilla sugar
75 g finely chopped blanched almonds

FILLING

Raspberry preserves

ICING

400-500 g confectioners' sugar
Red food coloring (Raspberry marmalade could also be used for coloring)

Cut the butter into small pieces and crumble it into the flour. Add confectioners' sugar, vanilla sugar, and almonds and quickly add the egg and mix the dough.

Cover the dough and rest in the fridge for about an hour. Roll out the dough on two equally sized baking trays. The dough should be ½ cm thick.

Bake at 350°F for approx. 20 min. until light brown. Cut the dough into fitting sizes while the dough is still lukewarm. This will make them easier to move without breaking them.

Spread the raspberry preserves on half the pieces and put the other half on top. Decorate with icing.






museum of
danish america


2212 WASHINGTON STREET
ELK HORN, IA 51531

Non-Profit
US Postage
PAID
SP&D

CHANGE SERVICE REQUESTED




01




02


charley harper
art studio



03



04



05



06

Charley Harper serigraphs were large expanses of rich color, which gave the viewer a very different perspective on the animal kingdom. A conservationist as well as an artist, Harper revealed the unique aspects of his wildlife subjects through highly stylized geometric reduction. **01. *Beguiled by the Wild: The Art of Charley Harper* book, \$50. 02. A Flock of Birds wall decor, \$30. 03. Coloring Book, volume 2, \$8. 04. Playing Cards, 2 standard-size decks, \$15. 05. Red-Eyed Vireos 100 pc. puzzle, \$12. 06. Rocky Mountains 1,000 pc. puzzle, \$20. Many more items on line at www.danishmuseum.org/shop or call (712) 764-7001 to order.**